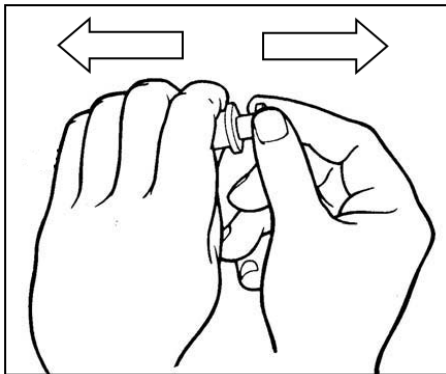
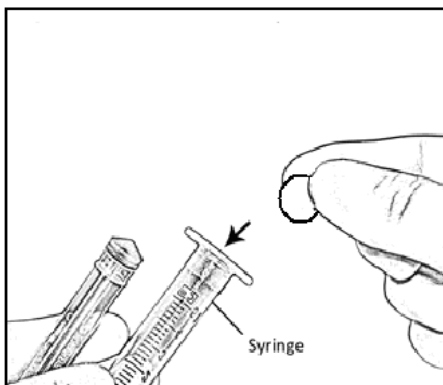


Carer and Staff Information Leaflet:
Instructions for the administration of Zoton
**Fastabs® orodispersible tablets via an enteral*
 feeding tube in adult patients**

1. Stop the feed 30 minutes prior to administering dose (following discussion with nutrition team).
2. Flush your feeding tube with 30mL of water.
3. Pull apart an oral/enteral**10mL syringe.



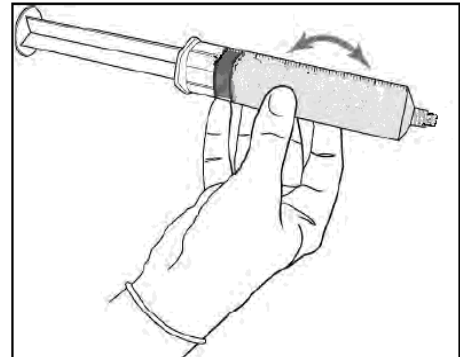
4. Place the tablet in the barrel of the oral/enteral syringe as shown below.



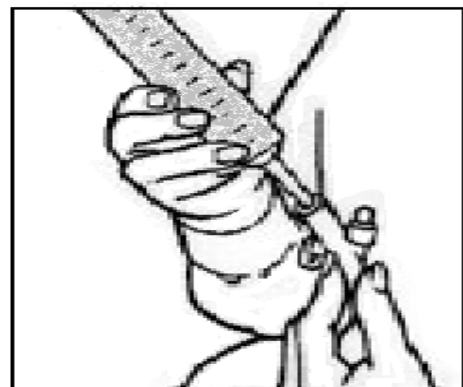
5. With the tablet(s) in the barrel, put the oral/enteral syringe back together and draw about 10mL of water and a small amount of air, into the syringe.



6. Shake the oral/enteral syringe gently and allow the tablet to disperse (this will take about a minute).



7. Attach the oral/enteral syringe to the feeding tube and flush the contents down the tube, shaking the syringe gently as you do this.



8. Disconnect the oral/enteral syringe, and draw another 10mL of water into the syringe.

9. Shake the oral/enteral syringe gently.

10. Attach the oral/enteral syringe to the feeding tube and flush the contents down the feeding tube.

11. Finally, flush the tube with another 30mL of water.

12. Re-start the feed 30 minutes after the dose, unless you have been told not to by your doctor or pharmacist.

* Nasogastric(NG), Nasoduodenal(ND), Nasojejunal(NJ), Percutaneous gastrostomy(PEG) & Percutaneous gastrojejunostomy(PEJ) of minimum 8Fr.

** Make sure the oral/enteral syringe will connect to your feeding tube